

Signify Classified - Internal
Cooper Lighting Solutions Photometric Lab
1121 Highway 74 South
Peachtree City, GA 30269



Scaled data based on original data using
LM-79-08 Approved Method: Electrical and Photometric Measurements of Solid-
State Lighting Products

Test Report Prepared for
Cooper Lighting Solutions
(formerly Eaton)

Brand: INVUE

Report Number: P868592

Luminaire Tested: **EMM2-HTN-SA1A-727-U-T4W**

Issue Date: 08/22/2024



Test Information

Test Method: LM-79-08
Report Number: P868592
Test Lab: INNOVATION CENTER(G3)
Issue Date: 08/22/2024
Manufacturer: COOPER LIGHTING SOLUTIONS (FORMERLY EATON)
Product Line: INVUE
Catalog Number: EMM2-HTN-SA1A-727-U-T4W
Description: EPIC MODERN TALL HOUSING DISCRETE LED ARRAYS 40W 70CRI 2700K
FIXTURE w/ TYPE IV WIDE DISTRIBUTION OPTIC
Light Source: (10) 2700K CCT, 70 CRI LEDS
Ballast/Driver: ELECTRONIC DRIVER

Summary

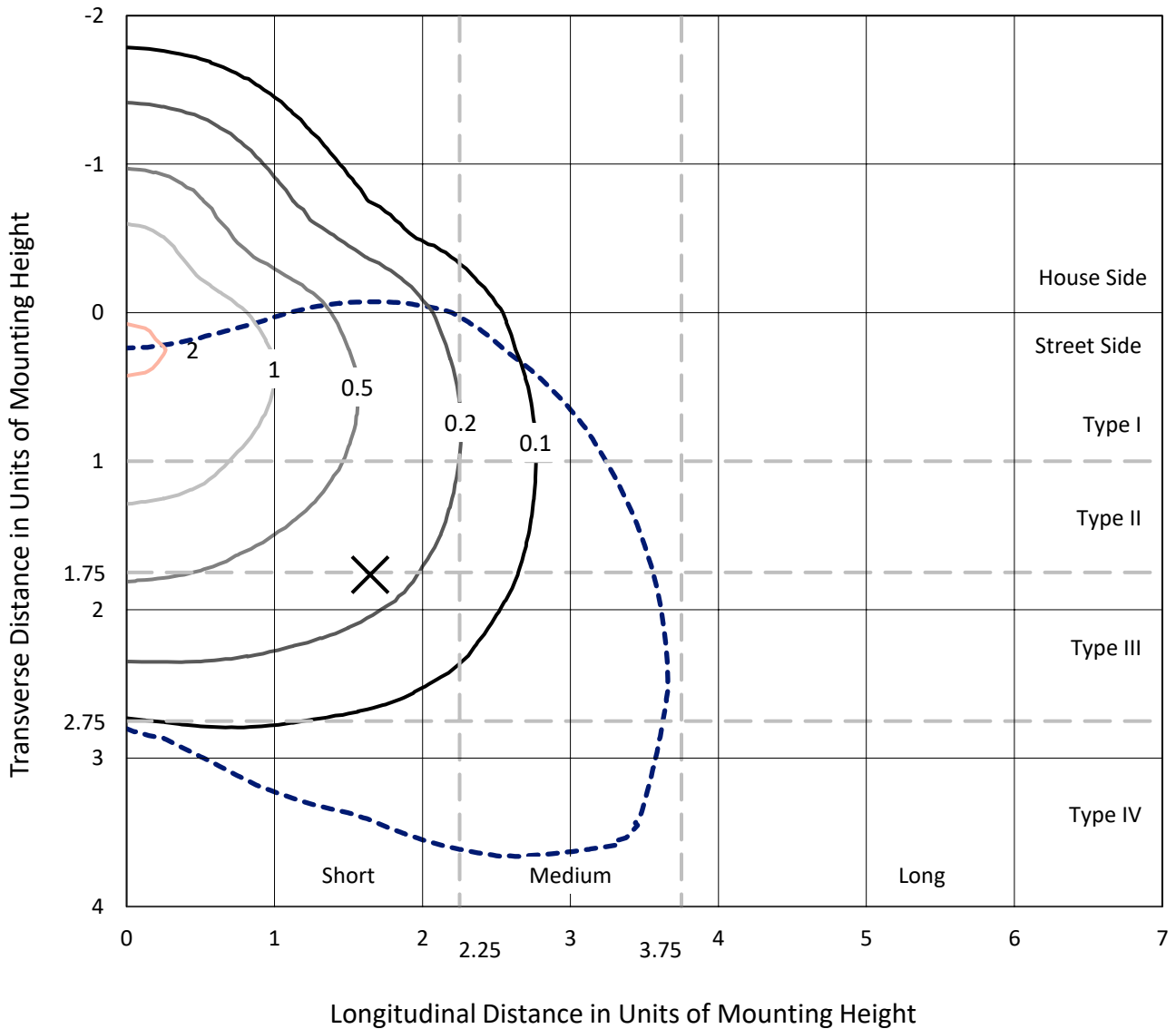
Lumens per Lamp: N/A
Luminaire Lumens: 4507.7 lumens
Efficiency: N/A
Efficacy: 137.4 lumens/watt
Luminous Opening: Rectangular (W 0.33' x L: 0.33' x H: 0')
IES Classification: Type IV - Short
BUG Rating: B1 - U0 - G1

Input Watts (W): 32.8
Input Voltage (V): 120
Input Current (A_{in}): NR
Voltage Rise (V): NR
Power Factor: 0.99
Total Harmonic Distortion (THDi): 9.76%
Frequency (hertz): 60
Stabilization Time: NR
Operation Time: NR
Ambient Temperature (°C): NR
Test Distance: 24 FT

REPORT NUMBER: P868592
 CATALOG NUMBER: EMM2-HTN-SA1A-727-U-T4W

Iso-Footcandle Lines of Horizontal Illumination

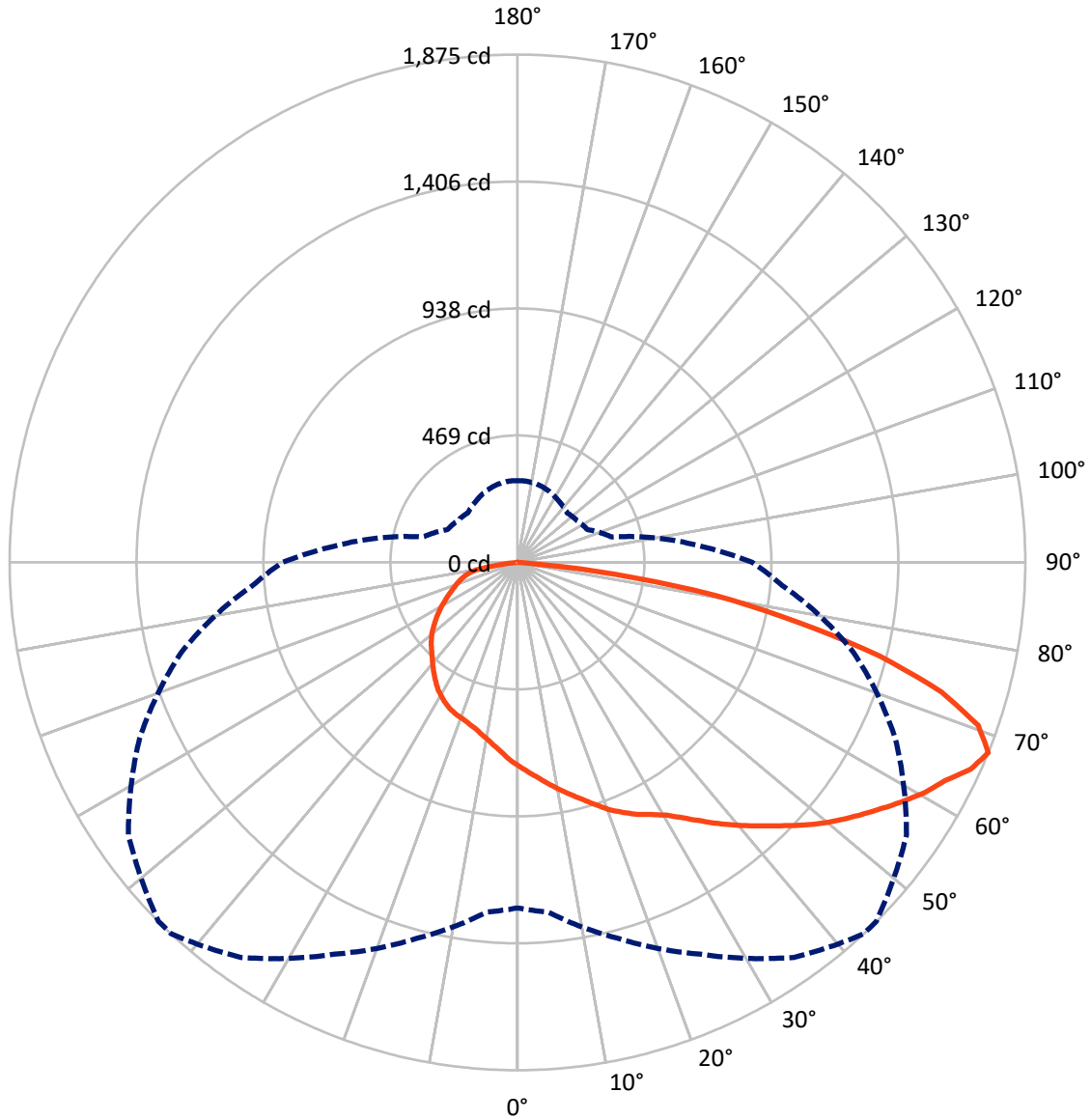
× Max cd
 - - - 1/2 Max cd



Based on 20 foot mounting height. Maximum calculated value = 2.2 fc
 Type IV - Short - N/A

REPORT NUMBER: P868592
CATALOG NUMBER: EMM2-HTN-SA1A-727-U-T4W

Luminous Intensity Polar Plot



— Vertical Plane Through 43-Deg Lateral - - - Horizontal Cone Through 67.5-Deg Vertical

REPORT NUMBER: P868592

CATALOG NUMBER: EMM2-HTN-SA1A-727-U-T4W

FLUX DISTRIBUTION:

		Downward	Upward	Total
House Side	Lumens	1212.6	0.0	1212.6
	% Fixture	26.9	0.0	26.9
Street Side	Lumens	3295.1	0.0	3295.1
	% Fixture	73.1	0.0	73.1
Total	Lumens	4507.7	0.0	4507.7
	% Fixture	100.0	0.0	100.0

ZONAL LUMENS:

Zone	Lumens	% Fixture
0°-10°	72.0	1.6
10°-20°	219.9	4.9
20°-30°	375.2	8.3
30°-40°	547.2	12.1
40°-50°	735.1	16.3
50°-60°	899.9	20.0
60°-70°	947.1	21.0
70°-80°	618.3	13.7
80°-90°	92.7	2.1
90°-100°	0.0	0.0
100°-110°	0.0	0.0
110°-120°	0.0	0.0
120°-130°	0.0	0.0
130°-140°	0.0	0.0
140°-150°	0.0	0.0
150°-160°	0.0	0.0
160°-170°	0.0	0.0
170°-180°	0.0	0.0
0°-90°	4507.7	100.0
0°-180°	4507.7	100.0

Coefficient of Utilization



REPORT NUMBER: P868592

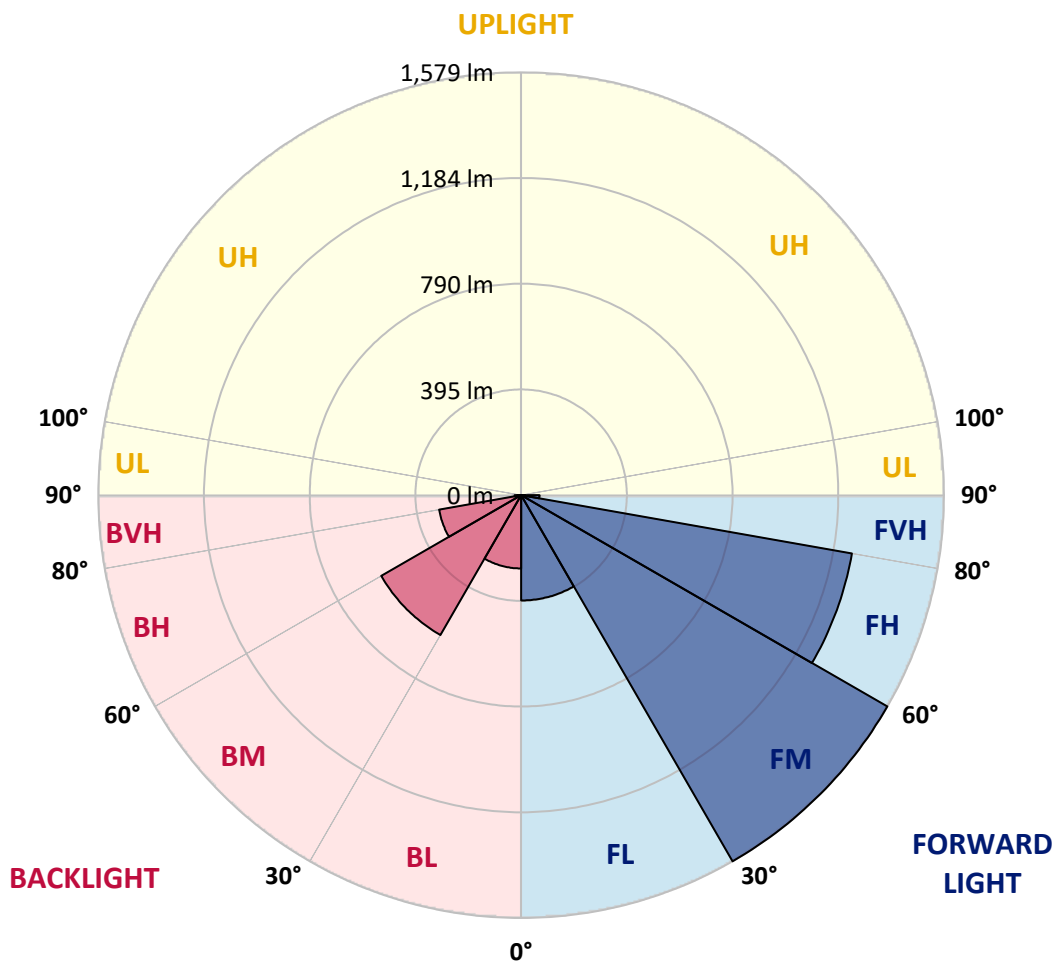
CATALOG NUMBER: EMM2-HTN-SA1A-727-U-T4W

LUMINAIRE CLASSIFICATION SYSTEM LUMEN TABLE AND BUG RATING:

Zone		Lumens	% Fixture	Zone Rating/Lumen Limit		
				B	U	G
FL	(0°-30°)	393.4	8.7			
FM	(30°-60°)	1579.0	35.0			
FH	(60°-80°)	1254.3	27.8			G1/1800
FVH	(80°-90°)	68.4	1.5			G1/100
BL	(0°-30°)	273.8	6.1	B1/500		
BM	(30°-60°)	603.3	13.4	B1/1000		
BH	(60°-80°)	311.2	6.9	B1/500		G1/500
BVH	(80°-90°)	24.3	0.5			G1/100
UL	(90°-100°)	0.0	0.0		U0/0	
UH	(100°-180°)	0.0	0.0		U0/0	

BUG Rating: B1-U0-G1

Type IV Short





REPORT NUMBER: P868592

CATALOG NUMBER: EMM2-HTN-SA1A-727-U-T4W

CANDELA DISTRIBUTION (FULL):

	0°	5°	15°	25°	35°	43°	45°	55°	65°	75°	85°
0°	752.5	752.5	752.5	752.5	752.5	752.5	752.5	752.5	752.5	752.5	752.5
2.5°	787.1	786.2	783.5	781.7	776.2	775.3	775.3	769.8	763.4	759.8	756.1
5°	822.7	818.1	816.3	812.7	803.5	798.1	799.9	789.9	777.1	768.0	757.9
7.5°	854.6	852.8	846.4	841.9	830.9	825.4	823.6	808.1	791.7	778.0	761.6
10°	892.9	888.4	884.7	875.6	861.0	852.8	850.1	830.0	809.0	790.8	768.9
12.5°	927.6	922.1	917.6	908.4	893.8	880.2	876.5	853.7	827.3	802.6	775.3
15°	954.0	955.0	950.4	942.2	925.8	909.3	906.6	876.5	844.6	814.5	781.7
17.5°	978.7	982.3	979.6	974.1	957.7	941.3	938.5	904.8	866.5	828.2	789.0
20°	1002.4	1002.4	1001.5	997.8	986.0	975.0	969.5	935.8	887.5	842.8	799.0
22.5°	1016.1	1019.7	1019.7	1019.7	1012.4	1003.3	1001.5	968.6	915.7	861.0	808.1
25°	1037.0	1041.6	1041.6	1039.8	1033.4	1030.7	1027.9	996.9	943.1	882.0	818.1
27.5°	1081.7	1080.8	1073.5	1064.4	1055.3	1054.4	1050.7	1028.8	975.0	904.8	831.8
30°	1143.8	1145.6	1136.5	1108.2	1087.2	1082.6	1083.6	1064.4	1012.4	931.2	847.3
32.5°	1238.6	1238.6	1203.0	1166.6	1136.5	1124.6	1121.9	1105.4	1050.7	960.4	864.7
35°	1309.8	1307.0	1286.9	1244.1	1206.7	1172.9	1168.4	1146.5	1093.6	993.3	883.8
37.5°	1363.6	1369.0	1353.5	1320.7	1284.2	1225.8	1216.7	1185.7	1132.8	1025.2	903.0
40°	1467.5	1453.9	1416.5	1386.4	1342.6	1277.8	1269.6	1231.3	1172.9	1060.8	926.7
42.5°	1543.2	1524.1	1481.2	1441.1	1386.4	1329.8	1322.5	1280.6	1219.5	1100.9	951.3
45°	1651.8	1608.9	1549.6	1514.1	1436.5	1386.4	1377.2	1331.6	1267.8	1143.8	982.3
47.5°	1756.7	1681.9	1618.9	1602.5	1491.3	1447.5	1440.2	1387.3	1319.8	1190.3	1012.4
50°	1743.0	1693.7	1672.8	1657.3	1538.7	1504.9	1497.6	1443.8	1372.7	1239.5	1042.5
52.5°	1708.3	1712.9	1713.8	1676.4	1583.4	1558.7	1551.5	1504.9	1427.4	1282.4	1071.7
55°	1744.8	1750.3	1749.4	1692.8	1635.4	1612.6	1608.0	1567.0	1480.3	1322.5	1092.7
57.5°	1800.5	1782.2	1779.5	1733.9	1691.0	1670.0	1664.6	1629.0	1525.0	1351.7	1109.1
60°	1810.5	1774.0	1785.9	1743.0	1733.0	1726.6	1724.7	1682.8	1567.0	1375.4	1115.5
62.5°	1698.3	1691.9	1738.4	1721.1	1754.8	1773.1	1774.0	1721.1	1589.8	1384.5	1109.1
65°	1506.8	1532.3	1632.6	1682.8	1787.7	1839.7	1837.8	1743.9	1587.0	1358.1	1069.9
67.5°	1276.0	1296.1	1437.4	1596.1	1780.4	1875.2	1874.3	1753.9	1539.6	1285.1	981.4
70°	967.7	1030.7	1231.3	1440.2	1681.9	1805.0	1820.5	1697.4	1431.1	1152.0	847.3
72.5°	736.1	746.1	988.7	1207.6	1505.8	1638.1	1635.4	1516.8	1249.6	970.5	706.0
75°	522.6	544.5	744.3	935.8	1234.0	1380.9	1374.5	1244.1	996.9	755.2	540.0
77.5°	389.5	397.7	544.5	694.1	923.0	1055.3	1052.5	919.4	733.3	554.5	402.2
80°	284.6	298.3	392.2	484.3	625.7	739.7	736.1	610.2	470.6	387.6	293.7
82.5°	159.6	169.6	228.0	292.8	330.2	365.7	350.2	292.8	214.3	166.9	144.1
85°	4.6	5.5	8.2	10.0	17.3	29.2	31.9	28.3	33.7	21.0	22.8
87.5°	1.8	1.8	1.8	1.8	1.8	2.7	2.7	2.7	2.7	2.7	2.7
90°	0.0	0.0	0.0	0.0	0.0	0.0	0.0	0.0	0.0	0.0	0.0



REPORT NUMBER: P868592

CATALOG NUMBER: EMM2-HTN-SA1A-727-U-T4W

CANDELA DISTRIBUTION (continued):

	90°	95°	105°	115°	125°	135°	145°	155°	165°	175°	180°
0°	752.5	752.5	752.5	752.5	752.5	752.5	752.5	752.5	752.5	752.5	752.5
2.5°	754.3	750.6	743.3	738.8	736.1	732.4	726.9	723.3	720.5	724.2	723.3
5°	753.4	746.1	733.3	724.2	715.1	707.8	699.6	693.2	689.5	691.4	690.4
7.5°	753.4	744.3	724.2	709.6	695.9	685.0	675.9	667.6	664.0	664.9	664.0
10°	757.0	744.3	717.8	696.8	678.6	665.8	655.8	648.5	645.8	648.5	649.4
12.5°	760.7	744.3	712.3	685.9	662.2	648.5	639.4	634.8	636.6	637.5	638.5
15°	762.5	743.3	706.9	673.1	646.7	632.1	626.6	625.7	630.2	634.8	635.7
17.5°	767.1	742.4	698.7	660.3	633.0	621.1	618.4	622.0	631.2	637.5	639.4
20°	772.5	744.3	689.5	644.8	619.3	610.2	614.7	623.0	633.9	643.0	644.8
22.5°	778.0	745.2	681.3	631.2	604.7	602.9	612.9	624.8	637.5	646.7	648.5
25°	784.4	745.2	670.4	613.8	590.1	592.9	608.4	623.9	635.7	647.6	649.4
27.5°	790.8	747.0	658.5	594.7	571.9	580.1	599.2	618.4	631.2	643.0	645.8
30°	801.7	750.6	648.5	578.3	553.6	564.6	587.4	609.3	623.0	635.7	638.5
32.5°	812.7	756.1	640.3	560.9	535.4	548.2	573.7	598.3	612.9	624.8	626.6
35°	827.3	763.4	633.9	543.6	517.2	527.2	554.5	581.9	598.3	607.4	612.0
37.5°	842.8	773.4	628.4	528.1	497.1	506.2	535.4	564.6	581.9	591.0	592.9
40°	861.9	787.1	624.8	513.5	477.9	485.2	514.4	546.3	562.8	569.1	572.8
42.5°	882.9	801.7	622.0	498.9	457.0	464.2	495.3	526.3	542.7	548.2	550.9
45°	909.3	820.9	620.2	483.4	439.6	446.0	477.0	508.0	521.7	529.0	531.7
47.5°	934.0	840.0	614.7	465.2	420.5	429.6	457.9	485.2	500.7	505.3	508.0
50°	958.6	856.4	603.8	445.1	403.1	411.3	436.9	457.0	468.8	474.3	476.1
52.5°	982.3	868.3	586.5	424.1	384.9	390.4	411.3	430.5	438.7	440.5	446.0
55°	997.8	874.7	561.8	399.5	366.7	368.5	384.0	401.3	405.9	406.8	406.8
57.5°	1008.8	871.0	532.7	374.9	348.4	348.4	357.5	371.2	373.0	374.0	375.8
60°	1010.6	858.3	495.3	352.1	328.3	325.6	334.7	342.9	343.9	345.7	347.5
62.5°	996.9	830.0	455.1	330.2	309.2	302.8	311.0	319.2	323.8	326.5	328.3
65°	955.0	772.5	409.5	308.3	291.0	280.0	290.0	303.7	312.8	313.8	313.8
67.5°	867.4	679.5	361.2	285.5	269.1	259.0	271.8	286.4	297.3	301.9	301.0
70°	735.1	576.4	316.5	261.8	247.2	240.8	254.5	270.9	280.0	283.7	285.5
72.5°	591.9	461.5	277.3	238.1	228.0	224.4	238.1	254.5	267.2	272.7	273.6
75°	460.6	363.0	244.4	213.4	205.2	206.1	220.7	237.1	250.8	253.6	245.4
77.5°	357.5	289.1	213.4	184.2	179.7	186.1	200.7	218.0	226.2	228.9	223.5
80°	258.1	221.6	172.4	145.0	145.0	155.1	167.8	187.9	190.6	187.0	188.8
82.5°	122.2	107.6	84.8	70.2	65.7	73.0	77.5	83.9	91.2	93.0	88.5
85°	16.4	10.9	8.2	9.1	8.2	5.5	3.6	3.6	3.6	2.7	2.7
87.5°	2.7	2.7	1.8	1.8	1.8	1.8	1.8	1.8	0.9	0.9	0.9
90°	0.0	0.0	0.0	0.0	0.0	0.0	0.0	0.0	0.0	0.0	0.0

LM-79-2019: Approved Method: Electrical and Photometric Measurements of Solid-
State Lighting Products

Report Prepared for

Cooper Lighting Solutions

Streetworks

Report Number: SP1-2407-157-3

Test Date: 08/07/2024

Luminaire Tested: MEM2-HTN-SA-40-727-U-5WQ-2

Data in this report applies to families of products including MEM2-HTN-SA-40-727-U-5WQ-2

Test Information

Test Method: LM-79-2019
 Report Number: SP1-2407-157-3
 Test Lab: COOPER LIGHTING SOLUTIONS
 Photometer: SP1 - 76IN SPHERE
 Measurement Geometry: 4π
 Issue Date: 08/20/2024
 Manufacturer: COOPER LIGHTING SOLUTIONS
 Product Line: Streetworks
 Catalog Number: **MEM2-HTN-SA-40-727-U-5WQ-2**
 Description: Epic Modern Light Square 40W 5WQ Optic and Flare Trim

Spectral Parameters

CCT (K): 2747
 CIE u': 0.2606
 CIE v': 0.5257
 Duv: -0.0005
 CIE x: 0.4552
 CIE y: 0.4082
 CIE z: 0.1366
 Peak Wavelength (nm): 597
 Dominant Wavelength (nm): 584
 Purity: 59.16856
 R_f: 75.5
 R_g: 93.6

CRI (Ra):	71.7		
R1:	68.1	R9:	-35.3
R2:	83.9	R10:	64.2
R3:	94.7	R11:	61.7
R4:	66.3	R12:	53.9
R5:	67.4	R13:	71.2
R6:	78.7	R14:	97.6
R7:	75.0	R15:	59.3
R8:	39.4		



Test Conditions

Stabilization Time: 22M
 Operation Time: 1H 22M
 Sphere Temperature (°C): 24.2

REPORT NUMBER: SP1-2407-157-3

Measurement and Test Equipment			
Instrument	Identification Number	Calibration Date	Calibration Due Date
Photometer	IN0058	6/18/2024	12/18/2024
Power Meter	INXT2011004	2/8/2024	2/8/2025
AC Power Source	IN0063	10/24/2023	10/24/2024
DC Power Source	IN0208	10/24/2023	10/24/2024
Sphere Thermometer	IN0085	10/24/2023	10/24/2024
Room Thermometer	IN0046	10/24/2023	10/24/2024

REPORT NUMBER: SP1-2407-157-3

CIE 1931 Chromaticity Diagram



CIE 1931 Chromaticity Diagram with 2017 ANSI 7-Step and 4-Step Quadrangles



Point lies inside the ANSI 2700K 4-step quadrangle

REPORT NUMBER: SP1-2407-157-3

Photopic Flux vs. Wavelength



Photopic Lumens: NR

λ (nm)	Power W [^] /nm	Lumens (ϕ /nm)	λ (nm)	Power W [^] /nm	Lumens (ϕ /nm)	λ (nm)	Power W [^] /nm	Lumens (ϕ /nm)	λ (nm)	Power W [^] /nm	Lumens (ϕ /nm)	λ (nm)	Power W [^] /nm	Lumens (ϕ /nm)
360	0	NR	490	103	NR	620	846	NR	750	20	NR	880	0	NR
365	0	NR	495	130	NR	625	784	NR	755	17	NR	885	1	NR
370	0	NR	500	171	NR	630	720	NR	760	15	NR	890	0	NR
375	0	NR	505	221	NR	635	652	NR	765	13	NR	895	0	NR
380	0	NR	510	268	NR	640	587	NR	770	11	NR	900	0	NR
385	0	NR	515	313	NR	645	521	NR	775	9	NR	905	0	NR
390	0	NR	520	350	NR	650	461	NR	780	8	NR	910	0	NR
395	0	NR	525	381	NR	655	406	NR	785	7	NR	915	0	NR
400	0	NR	530	407	NR	660	353	NR	790	6	NR	920	0	NR
405	2	NR	535	435	NR	665	307	NR	795	5	NR	925	0	NR
410	4	NR	540	462	NR	670	264	NR	800	4	NR	930	0	NR
415	9	NR	545	496	NR	675	227	NR	805	4	NR	935	0	NR
420	20	NR	550	534	NR	680	196	NR	810	3	NR	940	0	NR
425	38	NR	555	582	NR	685	167	NR	815	3	NR	945	0	NR
430	69	NR	560	638	NR	690	144	NR	820	2	NR	950	0	NR
435	120	NR	565	700	NR	695	122	NR	825	2	NR	955	0	NR
440	193	NR	570	767	NR	700	103	NR	830	2	NR	960	0	NR
445	316	NR	575	836	NR	705	88	NR	835	2	NR	965	0	NR
450	469	NR	580	898	NR	710	74	NR	840	1	NR	970	0	NR
455	431	NR	585	947	NR	715	63	NR	845	1	NR	975	0	NR
460	264	NR	590	982	NR	720	54	NR	850	1	NR	980	0	NR
465	197	NR	595	997	NR	725	46	NR	855	1	NR	985	0	NR
470	155	NR	600	997	NR	730	39	NR	860	1	NR	990	0	NR
475	108	NR	605	978	NR	735	33	NR	865	1	NR	995	0	NR
480	90	NR	610	947	NR	740	28	NR	870	1	NR	1000	0	NR
485	92	NR	615	900	NR	745	24	NR	875	1	NR			

REPORT NUMBER: SP1-2407-157-3

Scotopic Flux vs. Wavelength



Scotopic Lumens: NR

S/P: 1.13

λ (nm)	Power W [^] /nm	Lumens (φ/nm)	λ (nm)	Power W [^] /nm	Lumens (φ/nm)	λ (nm)	Power W [^] /nm	Lumens (φ/nm)	λ (nm)	Power W [^] /nm	Lumens (φ/nm)	λ (nm)	Power W [^] /nm	Lumens (φ/nm)
360	0	NR	490	103	NR	620	846	NR	750	20	NR	880	0	NR
365	0	NR	495	130	NR	625	784	NR	755	17	NR	885	1	NR
370	0	NR	500	171	NR	630	720	NR	760	15	NR	890	0	NR
375	0	NR	505	221	NR	635	652	NR	765	13	NR	895	0	NR
380	0	NR	510	268	NR	640	587	NR	770	11	NR	900	0	NR
385	0	NR	515	313	NR	645	521	NR	775	9	NR	905	0	NR
390	0	NR	520	350	NR	650	461	NR	780	8	NR	910	0	NR
395	0	NR	525	381	NR	655	406	NR	785	7	NR	915	0	NR
400	0	NR	530	407	NR	660	353	NR	790	6	NR	920	0	NR
405	2	NR	535	435	NR	665	307	NR	795	5	NR	925	0	NR
410	4	NR	540	462	NR	670	264	NR	800	4	NR	930	0	NR
415	9	NR	545	496	NR	675	227	NR	805	4	NR	935	0	NR
420	20	NR	550	534	NR	680	196	NR	810	3	NR	940	0	NR
425	38	NR	555	582	NR	685	167	NR	815	3	NR	945	0	NR
430	69	NR	560	638	NR	690	144	NR	820	2	NR	950	0	NR
435	120	NR	565	700	NR	695	122	NR	825	2	NR	955	0	NR
440	193	NR	570	767	NR	700	103	NR	830	2	NR	960	0	NR
445	316	NR	575	836	NR	705	88	NR	835	2	NR	965	0	NR
450	469	NR	580	898	NR	710	74	NR	840	1	NR	970	0	NR
455	431	NR	585	947	NR	715	63	NR	845	1	NR	975	0	NR
460	264	NR	590	982	NR	720	54	NR	850	1	NR	980	0	NR
465	197	NR	595	997	NR	725	46	NR	855	1	NR	985	0	NR
470	155	NR	600	997	NR	730	39	NR	860	1	NR	990	0	NR
475	108	NR	605	978	NR	735	33	NR	865	1	NR	995	0	NR
480	90	NR	610	947	NR	740	28	NR	870	1	NR	1000	0	NR
485	92	NR	615	900	NR	745	24	NR	875	1	NR			

REPORT NUMBER: SP1-2407-157-3

Melanopic Flux vs. Wavelength



Melanopic Lumens: NR M/P: 2.04

λ (nm)	Power W [^] /nm	Lumens (φ/nm)	λ (nm)	Power W [^] /nm	Lumens (φ/nm)	λ (nm)	Power W [^] /nm	Lumens (φ/nm)	λ (nm)	Power W [^] /nm	Lumens (φ/nm)	λ (nm)	Power W [^] /nm	Lumens (φ/nm)
360	0	NR	490	103	NR	620	846	NR	750	20	NR	880	0	NR
365	0	NR	495	130	NR	625	784	NR	755	17	NR	885	1	NR
370	0	NR	500	171	NR	630	720	NR	760	15	NR	890	0	NR
375	0	NR	505	221	NR	635	652	NR	765	13	NR	895	0	NR
380	0	NR	510	268	NR	640	587	NR	770	11	NR	900	0	NR
385	0	NR	515	313	NR	645	521	NR	775	9	NR	905	0	NR
390	0	NR	520	350	NR	650	461	NR	780	8	NR	910	0	NR
395	0	NR	525	381	NR	655	406	NR	785	7	NR	915	0	NR
400	0	NR	530	407	NR	660	353	NR	790	6	NR	920	0	NR
405	2	NR	535	435	NR	665	307	NR	795	5	NR	925	0	NR
410	4	NR	540	462	NR	670	264	NR	800	4	NR	930	0	NR
415	9	NR	545	496	NR	675	227	NR	805	4	NR	935	0	NR
420	20	NR	550	534	NR	680	196	NR	810	3	NR	940	0	NR
425	38	NR	555	582	NR	685	167	NR	815	3	NR	945	0	NR
430	69	NR	560	638	NR	690	144	NR	820	2	NR	950	0	NR
435	120	NR	565	700	NR	695	122	NR	825	2	NR	955	0	NR
440	193	NR	570	767	NR	700	103	NR	830	2	NR	960	0	NR
445	316	NR	575	836	NR	705	88	NR	835	2	NR	965	0	NR
450	469	NR	580	898	NR	710	74	NR	840	1	NR	970	0	NR
455	431	NR	585	947	NR	715	63	NR	845	1	NR	975	0	NR
460	264	NR	590	982	NR	720	54	NR	850	1	NR	980	0	NR
465	197	NR	595	997	NR	725	46	NR	855	1	NR	985	0	NR
470	155	NR	600	997	NR	730	39	NR	860	1	NR	990	0	NR
475	108	NR	605	978	NR	735	33	NR	865	1	NR	995	0	NR
480	90	NR	610	947	NR	740	28	NR	870	1	NR	1000	0	NR
485	92	NR	615	900	NR	745	24	NR	875	1	NR			

Summary

$R_f = 75.5$
 $R_g = 93.6$
 $CIE R_a = 71.7$
 $R_g = -35.3$



Color Vector Graphics



Individual Sample Fidelity Index ($R_{f,i}$)

CES01 = 86	CES26 = 68	CES51 = 87	CES76 = 63
CES02 = 63	CES27 = 90	CES52 = 85	CES77 = 79
CES03 = 31	CES28 = 87	CES53 = 78	CES78 = 66
CES04 = 71	CES29 = 71	CES54 = 86	CES79 = 87
CES05 = 50	CES30 = 85	CES55 = 84	CES80 = 85
CES06 = 52	CES31 = 74	CES56 = 75	CES81 = 67
CES07 = 42	CES32 = 66	CES57 = 75	CES82 = 93
CES08 = 41	CES33 = 80	CES58 = 76	CES83 = 91
CES09 = 29	CES34 = 79	CES59 = 85	CES84 = 89
CES10 = 77	CES35 = 89	CES60 = 90	CES85 = 72
CES11 = 60	CES36 = 93	CES61 = 81	CES86 = 59
CES12 = 66	CES37 = 88	CES62 = 91	CES87 = 77
CES13 = 43	CES38 = 93	CES63 = 77	CES88 = 79
CES14 = 74	CES39 = 97	CES64 = 67	CES89 = 65
CES15 = 72	CES40 = 93	CES65 = 66	CES90 = 80
CES16 = 48	CES41 = 93	CES66 = 63	CES91 = 80
CES17 = 51	CES42 = 89	CES67 = 61	CES92 = 55
CES18 = 57	CES43 = 78	CES68 = 68	CES93 = 72
CES19 = 73	CES44 = 99	CES69 = 78	CES94 = 48
CES20 = 67	CES45 = 85	CES70 = 63	CES95 = 66
CES21 = 88	CES46 = 81	CES71 = 61	CES96 = 76
CES22 = 80	CES47 = 86	CES72 = 86	CES97 = 81
CES23 = 92	CES48 = 74	CES73 = 56	CES98 = 76
CES24 = 91	CES49 = 79	CES74 = 93	CES99 = 64
CES25 = 73	CES50 = 86	CES75 = 66	



Color Rendition by Hue-Angle Bin



Measure Comparisons



(END OF REPORT)